



# CALURA ECOSYSTEM



## **DIGITAL CHART**

Exothermic Technology

---

## **NUANCIER NUMÉRIQUE**

Technologie exothermique

# CONTENT



03

## CALURA PERMANENT

PERMANENT SHINE HAIR COLOUR -  
COLORATION PERMANENTE LUSTRANTE

03



04

## CALURATEN

10 MINUTE PERMANENT HAIR COLOUR -  
COLORATION PERMANENTE 10 MINUTES

04



05

## CALURA GLOSS

DEMI-PERMANENT HAIR COLOUR -  
COLORATION DEMI-PERMANENTE

05

## Mixing ratio 1:1

PROCESSING TIME		
Toning	3-10 minutes	10 vol. (3%) / Demi Effect (2.6%)
Tone on tone or darker	30 minutes	20 vol. (6%)
Colour balancing*	30 minutes	20 vol. (6%)
	20 minutes	Demi Effect (2.6%)
White hair coverage	40-45 minutes	20 vol. (6%)
White blending (up to 75%)	30-35 minutes	10 vol. (3%) / Demi Effect (2.6%)
1 level of lift	35 minutes	20 vol. (6%)
2 levels of lift	40 minutes	20 vol. (6%)
3 levels of lift	45 minutes	30 vol. (9%)
4 levels of lift	50 minutes	40 vol. (12%)
5 levels of lift	60 minutes	40 vol. (12%)

\* For maximum longevity use 20 volume (6%) developer.

**Tip:** Porosity varies from person to person, use table as a guideline only. For 44/KK, 55/RR, 444/K<sup>3</sup>, 556/RRV and 66/WV the processing time is 40 minutes.

## White hair coverage

- For optimal white hair coverage, use a level 8 or darker.
- For resistant white hair, use a 30 vol. (9%) developer, 45 minutes is the minimum processing time.
- Fashion shades do not cover white hair. For coverage, 25% White = 25% Covering shades + 75% Fashion Shades +50% White = 50% Covering shades + 50% Fashion Shades

SERIES	NEUTRAL	INTENSE NEUTRAL	TONE DIRECTION
Neutral	Neutral	Neutral	<p>● 100% white coverage series</p> <p>● 25% white coverage series</p>
Intense Neutral	Intense Neutral	Cool	
18/AB	Cool natural	Warm	
318/GAB	Warmest	-	
8/B	Cool ash	Neutral / Natural	
34/GK	Cool beige		
8U			
11/AA			
13/AG			
31/GA			

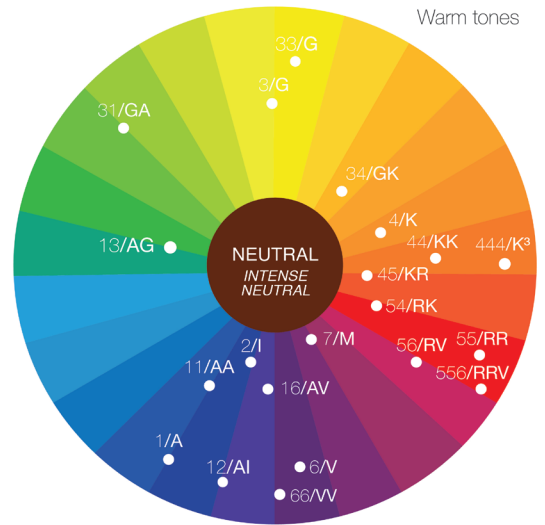
\*see back of 8U page for mixing recommendation

## Pure Blondes: Mixing 1:2

- Recommended 30 vol. (9%) developer or 40 vol. (12%) developer.
- Recommended on natural levels 6 and lighter.
- Processing time is up to 60 minutes.

After all colour services, follow with Calura Moisture Balance Cleanser and Colour Lock for maximum longevity.

## Colour wheel



Cool tones

\*18/AB Ash Brown  
 \*318/GAB Cool Brown  
 \*32/GI Beige  
 \*36/GV Golden Beige  
 \*8/B Brown

## Natural levels

10- Very pale blonde
9- Very light blonde
8- Light blonde
7- Medium blonde
6- Dark blonde
5- Light brown
4- Medium brown
3- Dark brown
2- Very dark brown
1- Black

## Underlying pigments

Extra pale yellow
Pale yellow
Yellow
Yellow-orange
Orange
Orange-red
Red-orange
Red
Red-brown
Dark red-brown

## Proportions de mélange 1:1

TEMPS DE PAUSE		
Tonifier	3-10 minutes	10 vol. (3%) / Effet demi (2.6%)
Ton sur ton ou plus foncé	30 minutes	20 vol. (6%)
Rafraîchir la coloration*	30 minutes	20 vol. (6%)
	20 minutes	Effet demi (2.6%)
Couverture de blanc	40-45 minutes	20 vol. (6%)
Harmoniser cheveux blancs (75%)	30-35 minutes	10 vol. (3%) / Effet demi (2.6%)
Éclaircissement 1 niveau	35 minutes	20 vol. (6%)
Éclaircissement 2 niveaux	40 minutes	20 vol. (6%)
Éclaircissement 3 niveaux	45 minutes	30 vol. (9%)
Éclaircissement 4 niveaux	50 minutes	40 vol. (12%)
Éclaircissement 5 niveaux	60 minutes	40 vol. (12%)

\* La longévité est optimale avec un oxydant 20 volume (6%)

**Conseil:** La porosité varie d'une personne à l'autre, utiliser ce tableau à titre indicatif seulement. Pour les séries 44/KK, 55/RR, 444/K<sup>3</sup>, 556/RRV et 66/VV, le temps de pause est de 40 minutes.

## Couverture de cheveux blancs

- Pour une couverture optimale des cheveux blancs, utiliser une nuance de niveau 8 ou plus foncé.
- Pour les cheveux blancs résistants, utiliser un oxydant 30 vol. (9%). Le temps de pause est 45 minutes minimum.
- Les nuances tendances ne couvrent pas les cheveux blancs. Pour ce faire, 25% Blanc = 25% Nuances couvrantes + 75% Nuances Mode +50% Blanc = 50% Nuances couvrantes + 50% Nuances Mode

SÉRIES	DIRECTION DE LA TONALITÉ
Neutre	Neutre
Neutre intense	Neutre intense
18/AB	Froid
318/GAB	Naturel froid
8/B	Chaud
34/GK	Très chaud
8U	-
11/AA	Froid cendré
13/AG	Neutre / Naturel
31/GA	Beige froid

● 100% couverture cheveux blancs

● 25% couverture cheveux blancs

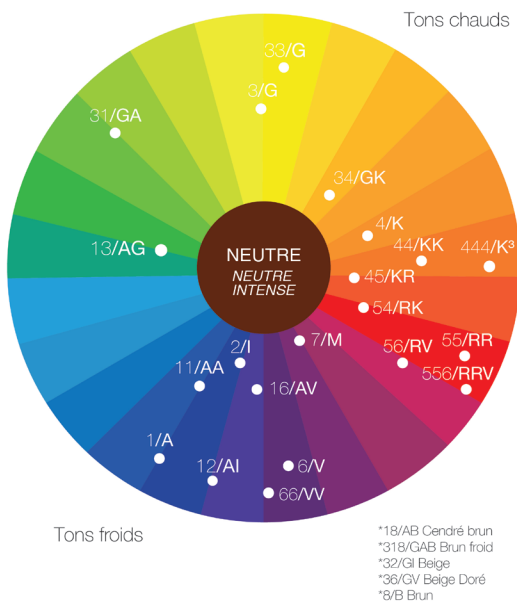
\*voir le verso de la page 8U pour les recommandations de mélange

## Blond pur: Proportions de mélange 1:2

- Un oxydant 30 vol. (9%) ou 40 vol. (12%) est recommandé.
- Appliquer sur niveau naturel 6 ou plus clair.
- Le temps de pause est jusqu'à 60 minutes.

Après tout service de coloration, appliquer le Shampoing hydratation équilibrée et le Fixateur de couleur Calura pour une longévité optimale.

## Cercle chromatique



## Niveaux naturels

10- Blond très pâle
9- Blond très clair
8- Blond clair
7- Blond moyen
6- Blond foncé
5- Brun clair
4- Brun moyen
3- Brun foncé
2- Brun très foncé
1- Noir

## Pigments contributifs


















Jaune très pâle
Jaune pâle
Jaune
Jaune-orange
Orange
Orange-rouge
Rouge-orange
Rouge
Rouge-brun
Rouge brun-foncé

Neutral Neutre	Intense Neutral Neutre intense	Ash Cendré 1/A	Intense Ash Cendré intense 11/AA	Ash Brown Cendré brun 18/AB
● 100%	● 100%		◐ 25%	● 100%
10-1/10A		10-1/10A		
9-1/9A	9-1/9A	9-1/9A		
8-1/8A	8-1/8A	8-1/8A	8-11/8AA	8-18/8AB
7-1/7A	7-1/7A	7-1/7A	7-11/7AA	7-18/7AB
6-1/6A	6-1/6A	6-1/6A	6-11/6AA	6-18/6AB
5-1/5A	5-1/5A	5-1/5A	5-11/5AA	5-18/5AB
4-1/4A	4-1/4A	4-1/4A	4-11/4AA	
3-1/3AB	3-1/3AB			3-18/3AB
2-1/2A				
1-1/1A		1-1/1A		

Shades are for visual reference only. Final results may vary. / Les nuances sont pour référence visuelle seulement. Les résultats peuvent varier.

Available in Calura Gloss / disponible en Calura Gloss

Available in CaluraTEN / disponible en CaluraTEN

Matte Mat 13/AG ☾ 25%	Iridescent Irisé 2/I	Cool Beige Beige froid 31/GA ☾ 25%	Cool Brown Brun froid 318/GAB ● 100%	Beige 32/GI
	10-2/10I	10-31/10GA		10-32/10GI
	9-2/9I 	9-31/9GA		9-32/9GI 
8-13/8AG 	8-2/8I	8-31/8GA	8-318/8GAB 	8-32/8GI 
7-13/7AG 	7-2/7I	7-31/7GA	7-318/7GAB	
6-13/6AG 	<b>Gold Doré 3/G</b>	6-31/6GA	6-318/6GAB 	
5-13/5AG 	9-3/9G  	5-31/5GA	5-318/5GAB	
4-13/4AG 	8-3/8G	4-31/4GA	4-318/4GAB 	
	7-3/7G  	3-31/3GA		
	6-3/6G			
	5-3/5G  			

<p>Gold Copper Doré cuivré 34 / GK ● 100%</p>	<p>Copper Cuivré 4 / K</p>	<p>Copper Red Cuivré rouge 45 / KR</p>	<p>Intense Red Rouge intense 55 / RR</p>	<p>Violet 6 / V</p>
<p>9-34 / 9GK</p>	<p>7-4 / 7K</p>	<p>7-45 / 7KR</p>	<p>7-55 / 7RR</p>	<p>6-6 / 6V</p>
<p>8-34 / 8GK</p>	<p>6-4 / 6K</p>	<p>6-45 / 6KR</p>	<p>6-55 / 6RR</p>	<p>5-6 / 5V</p>
<p>7-34 / 7GK</p>	<p>5-4 / 5K</p>	<p>Red Copper Rouge cuivré 54 / RK</p>	<p>5-55 / 5RR</p>	<p>4-6 / 4V</p>
<p>6-34 / 6GK</p>		<p>7-54 / 7RK</p>	<p>Red Violet Rouge violet 56 / RV</p>	
<p>5-34 / 5GK</p>		<p>6-54 / 6RK</p>	<p>6-56 / 6RV</p>	
<p>Golden Beige Beige Doré 36 / GV</p>		<p>5-54 / 5RK</p>	<p>5-56 / 5RV</p>	
<p>10-36 / 10GV</p>	<p>Intense Copper Cuivré intense 44 / KK</p>		<p>4-56 / 4RV</p>	
<p>9-36 / 9GV</p>	<p>7-44 / 7KK</p>			
<p>8-36 / 8GV</p>	<p>6-44 / 6KK</p>			
<p>7-36 / 7GV</p>	<p>5-44 / 5KK</p>			

Mahogany Acajou 7 / M	Red-Violet Rouge-violet Luxuriant 556 / RRV	Brown Brun 8 / B ● 100%	8 ULTRA 8U ● 100%	Pure Blonde Blond pur 12	MIX
6-7 / 6M	6-556 / 6RRV	10-8 / 10B	8U NEUTRAL/NEUTRE	12-1 / 12A	0-16 / 0AV
5-7 / 5M	5-556 / 5RRV	9-8 / 9B	8U-12 / 8U-AI	12-2 / 12I	0-11 / 0AA
4-7 / 4M	4-556 / 4RRV	8-8 / 8B	8U-36 / 8U-GV	12-16 / 12AV	0-33 / 0GG
Luxuriant Copper Cuivré luxuriant 444 / K <sup>3</sup>	Luxuriant Violet Violet luxuriant 66 / VV	7-8 / 7B	8U-3 / 8U-G	12-6 / 12V	0-44 / 0KK
7-444 / 7K <sup>3</sup>	5-66 / 5VV	6-8 / 6B		12-31 / 12GA	0-55 / 0RR
6-444 / 6K <sup>3</sup>	4-66 / 4VV	5-8 / 5B		Pastel P	0-66 / 0VV
5-444 / 5K <sup>3</sup>	3-66 / 3VV	4-8 / 4B		P-1	CLEAR
	1-66 / 1VV			P-12	BC
				P-32	
				P-82	

# CALURATEN

## Features and Benefits

- Nourishes & Protects hair and scalp
- 3x Faster than standard permanent hair colour
- 4 series that offer 100% white hair coverage
- All Shades Intermixable
- Offers up to 3 levels of lift
- Longevity & Shine

## Mixing ratio 1:1

PROCESSING TIME		
Tone on tone or darker	10 minutes	20 vol. (6%)
White hair coverage	10 minutes	20 vol. (6%)
1 level of lift	15 minutes	20 vol. (6%)
2 levels of lift	15 minutes	30 vol. (9%)
3 level of lift	15 minutes	40 vol. (12%)

**Tip:** Timely application is imperative. Do not exceed processing time.

For global colour application service, use Calura Gloss or Calura Permanent Shine hair colour for mid-lengths and ends.

After all colour services, follow with Calura Moisture Balance Cleanser and Colour Lock for maximum longevity.

## White hair coverage

- For optimal white hair coverage, use a level 8 or darker.
- For resistant white hair, use a 20 vol. (6%) developer, 15 minutes is the minimum processing time.
- Fashion shades are not designed to cover white hair. For coverage: 25% White = 25% Covering shades + 75% Fashion Shades  
+50% White = 50% Covering shades + 50% Fashion Shades

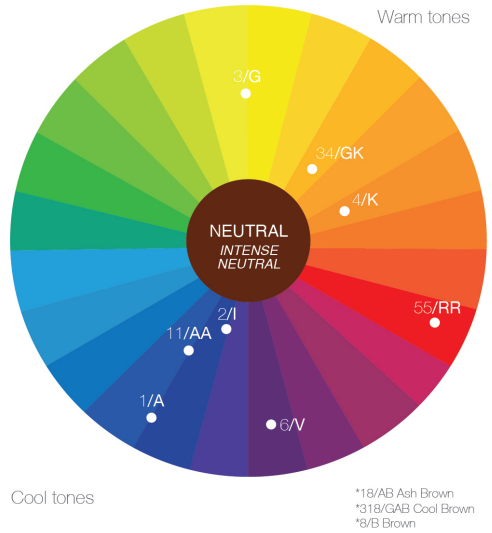
SERIES	TONE DIRECTION
Neutral	Neutral
Intense Neutral	Intense Neutral
318/GAB	Cool natural
8/B	Warm
34/GK	Warmest

● 100% white coverage series

## Clear

You may add 10% to 20% of clear to your formula to enhance brightness and decrease opacity.

## Colour wheel



## Natural levels

10- Very pale blonde
9- Very light blonde
8- Light blonde
7- Medium blonde
6- Dark blonde
5- Light brown
4- Medium brown
3- Dark brown
2- Very dark brown
1- Black

## Underlying pigments

Extra pale yellow
Pale yellow
Yellow
Yellow-orange
Orange
Orange-red
Red-orange
Red
Red-brown
Dark red-brown

# CALURATEN

## Avantages

- Nourrit et protège les cheveux et le cuir chevelu
- 3x plus rapide que la coloration permanente standard
- 4 séries qui offrent une couverture 100% des cheveux blancs
- Toutes les nuances sont mélangeables
- Éclaircit les cheveux jusqu'à 3 niveaux
- Longévité et brillance

## Proportions de mélange 1:1

TEMPS DE PAUSE		
Ton sur ton ou plus foncé		20 vol. (6%)
Couverture de blanc	10 minutes	20 vol. (6%)
Éclaircissement 1 niveau	15 minutes	20 vol. (6%)
Éclaircissement 2 niveaux	15 minutes	30 vol. (9%)
Éclaircissement 3 niveaux	15 minutes	40 vol. (12%)

**Conseil:** Il est impératif d'appliquer la coloration rapidement et de ne pas dépasser le temps de pause.

Pour un service d'application de couleur globale, utilisez la coloration Calura Gloss ou Calura Permanent pour les mi-longueurs et les pointes.

Après tout service de coloration, appliquer le Shampooing hydratation équilibrée et le Fixateur de couleur Calura pour une longévité optimale.

## Couverture de cheveux blancs

- Pour une couverture optimale des cheveux blancs, utiliser une nuance de niveau 8 ou plus foncé.
- Pour les cheveux blancs résistants, utiliser un oxydant 20 vol. (6%). Le temps de pause est 15 minutes minimum.
- Les nuances tendances ne couvrent pas les cheveux blancs.  
Pour ce faire:  
25% Blanc = 25% nuances couvrantes + 75% nuances tendances  
+50% Blanc = 50% nuances couvrantes + 50% nuances tendances

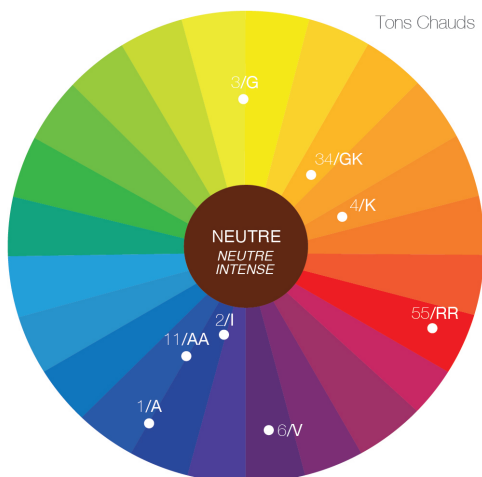
SÉRIES	DIRECTION DE LA TONALITÉ
Neutre	Neutre
Neutre Intense	Neutre Intense
18/AB	Froid
8/B	Chaud
34/GK	Très chaud

● 100% couverture cheveux blancs

## Clear

Vous pouvez ajouter 10% à 20 % de Clair à votre formule pour augmenter la luminosité et réduire l'opacité.

## Cercle chromatique



Tons Froids

































\*18/AB Cendré Brun  
\*318/GAB Brun froid  
\*8/B Brun

## Niveaux naturels

10- Blond très pâle
9- Blond très clair
8- Blond clair
7- Blond moyen
6- Blond foncé
5- Brun clair
4- Brun moyen
3- Brun foncé
2- Brun très foncé
1- Noir

## Pigments contributifs

Jaune très pâle
Jaune pâle
Jaune
Jaune-orange
Orange
Orange-rouge
Rouge-orange
Rouge
Rouge-brun
Rouge brun-foncé


Neutral Neutre ● 100%	Intense Neutral Neutre intense ● 100%	Ash Cendré 1 / A	Intense Ash Cendré intense 11 / AA
 10		 10 - 1 / 10A	
 9	 9	 9 - 1 / 9A	
 8	 8		 8 - 11 / 8AA
 7	 7	 10 - 1 / 10A	
 6	 6		 6 - 11 / 6AA
 5	 5	 5 - 1 / 5A	
			
 3	 3		

Shades are for visual reference only. Final results may vary. / Les nuances sont pour référence visuelle seulement. Les résultats peuvent varier.

Ash brown  
Cendré brun  
18 / AB

























Iridescent  
Irisé  
2 / I





Cool Brown  
Brun froid  
318 / GAB






Gold  
Doré  
3 / G






Gold Copper  
Doré cuivré  
34 / GK  
● 100%





Copper  
Cuivré  
4 / K











Intense Red  
Rouge intense  
55 / RR










Violet  
6 / V



Brown  
Brun  
8 / B  
● 100%



Clear



# CALURA gloss

## Versatility

- Colour balance
- Tone pre-lightened hair
- Enhance colour of natural hair
- White hair blending
- Colour correction
- Enhance shine

Zero Lift

## Clear 0-00

Dye free formula that offers shine and hydration; can be used alone or intermixed with any Calura Gloss shade.



## Mixing ratio 1:1

### PROCESSING TIME

Toning	3-10 minutes
Colour balancing	20 minutes*
White hair blending (up to 50%)	30-35 minutes

Processing times are to be used as guidelines only. For more vibrant results or for better white blending, process 15-20 minutes with plastic cap under pre-heated warm dryer. \* Process up to 20 minutes. To achieve lighter colour deposit, either dilute shade with Clear or use a lighter shade.

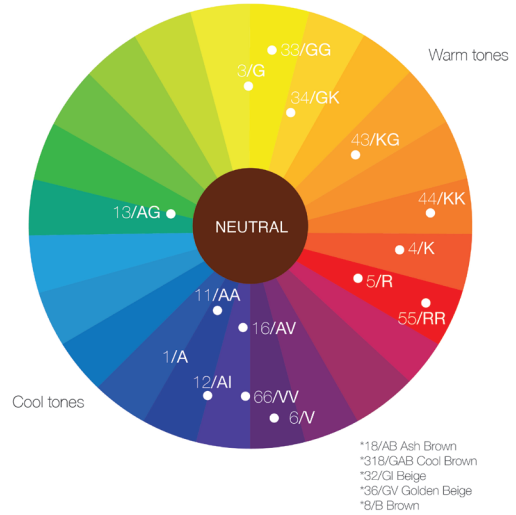
## Developer Options

-  Calura Lotion Developer 7 volume (2%) offers a lotion-like consistency ideal for bottle application.
-  Calura Cream Developer 7 volume (2%) offers a cream-like consistency for more control when applying with a bowl and brush.

## White Hair Blending

SHADE	DEVELOPER	RATIO	% WHITE HAIR BLENDING
Neutral	7 vol. (2%)	1:1	UP TO 30%
Neutral Brown	7 vol. (2%)	1:1	UP TO 30%
Intense Neutral	13 vol. (4%)	1:1	UP TO 50%

## Colour wheel



## Series and Bases

Neutral	33%	33%	33%
Intense Neutral	33%	33%	33%
Neutral Brown	50%	25%	25%
1 / A	100%		
11 / AA	100%		
12 / AI	75%	25%	
13 / AG	80%	20%	
3 / G	100%		
32 / GI	50%	25%	25%
34 / GK	75%	25%	
36 / GV	75%	25%	
4 / K	100%		
43 / KG	75%	25%	
5 / R	100%		
6 / V	100%		
66 / VV	100%		

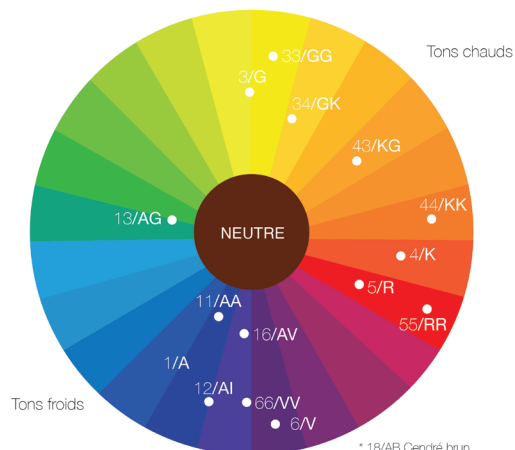
# CALURA gloss

## Polyvalence

- Équilibrer la couleur
- Tonifier les cheveux pré-éclaircis
- Rehausser la couleur naturelle
- Harmoniser les cheveux blancs
- Correction couleur
- Ajouter de la brillance

Zéro  
Éclaircissement

## Cercle chromatique



\* 18/AB Cendré brun  
\* 318/GAB Brun froid  
\* 32/GI Beige  
\* 36/GV Beige doré  
\* 8/B Brun

## Clear 0-00

Formule sans colorant qui offre brillance et hydratation. Il peut être utilisé seul ou mélangé à n'importe quelle nuance Calura Gloss.

## Proportions de mélange 1:1

### TEMPS DE PAUSE:

Tonifier 3 à 10 minutes


Équilibrer la couleur 20 minutes\*

Harmoniser les cheveux blancs (jusqu'à 50%) 30-35 minutes

Les temps de pause doivent être utilisés à titre indicatif seulement. Pour des résultats plus éclatants ou pour une meilleure harmonisation des cheveux blancs, le temps de pause est de 15 à 20 minutes avec un bonnet en plastique sous un séchoir préchauffé.

\* Traiter jusqu'à 20 minutes. Pour obtenir un dépôt de couleur plus clair, diluer la nuance avec le Clear ou utiliser une nuance plus claire.

## Oxydants

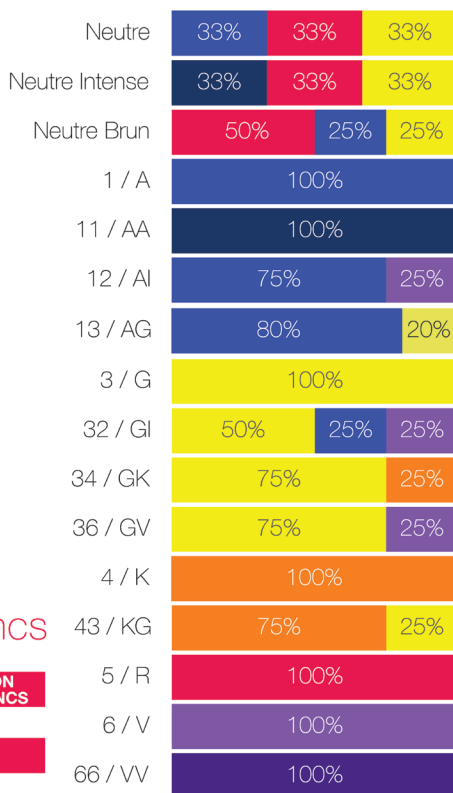
 L'oxydant en lotion Calura 7 volume (2%) offre une consistance semblable à une lotion, idéale pour une application avec bouteille.

 L'oxydant crème Calura 7 volume (2%) offre une consistance semblable à une crème pour plus de contrôle lors d'une application avec bol et pinceau.

## Harmonisation des Cheveux Blancs

NUANCE	OXYDANT	PROPORTIONS	% HARMONISATION DES CHEVEUX BLANCS
Neutre	7 vol. (2%)	1:1	UP TO 30%
Neutre Brun	7 vol. (2%)	1:1	UP TO 30%
Neutre Intense	13 vol. (4%)	1:1	UP TO 50%

## Séries et bases
















NEUTRAL  
NEUTRE

INTENSE NEUTRAL  
NEUTRE INTENSE

NEUTRAL BROWN  
NEUTRE BRUN

ASH  
CENDRÉ  
1/A


















Shades are for visual reference only. Final results may vary. / Les nuances sont pour référence visuelle seulement. Les résultats peuvent varier.

INTENSE ASH  
CENDRÉ INTENSE  
11 / AA

PEARL  
PERLE  
12 / AI

MATTE  
MAT  
13 / AG

GOLD  
DORÉ  
3 / G

















































GOLD IRIDESCENT  
DORÉ IRISÉ  
32 / GI

GOLDEN COPPER  
DORÉ CUIVRE  
34 / GK

BEIGE  
36 / GV

COPPER  
CUIVRE  
4 / K



COPPER GOLD CUIVRE DORÉ 43 / KG	VIOLET 6 / V	INTENSE VIOLET VIOLET INTENSE 66 / VV	MIXERS
 10 - 43 / 10KG	 10 - 6 / 10V		 0-11 / 0AA
	 9 - 6 / 9V	 9 - 66 / 9VV	 0-13 / 0AG
 8 - 43 / 8KG			 0-16 / 0AV
 6 - 43 / 6KG	 7 - 6 / 7V	 7 - 66 / 7VV	 0-33 / 0GG
RED ROUGE 5 / R			 0-44 / 0KK
 7 - 5 / 7R	 5 - 6 / 5V		 0-55 / 0RR
 6 - 5 / 6R			 0-66 / 0VV
	 3 - 6 / 3V		 CLEAR